

Survey results in the order the questions appear on the actual survey

Order: 51906 > 2022-23 Benchworks Teacher Education Alumni Assessment

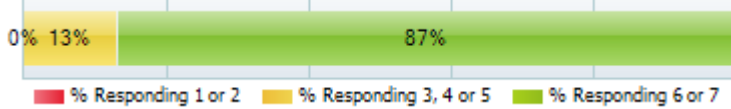
Population: University of Tennessee at Martin > All Respondents (no filter selected) **(31 responses)**

Survey Statistics:	No. Attempted = 750	No. Responded = 31	% Responding = 4.1%
---------------------------	---------------------	--------------------	---------------------

Show up to 100 Question(s) per Report Page

< Prev
Report Page
1 of 2
 Next >

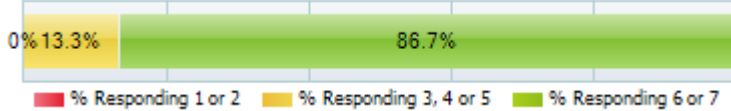
Q001. School Activities - How satisfied are you with the quality of the following experiences: Student teaching



	N	% of Total
(1) Not at all	0	0.0%
(2)	0	0.0%
(3)	1	4.4%
(4) Moderately	1	4.4%
(5)	1	4.4%
(6)	3	13.0%
(7) Extremely	17	73.9%

% Resp = 74.2%
N = 23
Mean = 6.48
Std Dev = 1.06

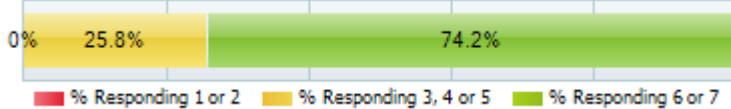
Q002. School Activities - How satisfied are you with the quality of the following experiences: Practicum/field-based experience



	N	% of Total
(1) Not at all	0	0.0%
(2)	0	0.0%
(3)	0	0.0%
(4) Moderately	1	3.3%
(5)	3	10.0%
(6)	6	20.0%
(7) Extremely	20	66.7%

% Resp = 96.8%
N = 30
Mean = 6.50
Std Dev = 0.81

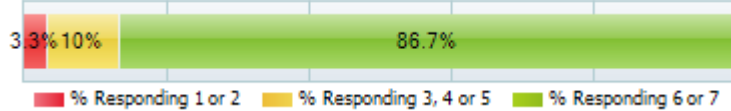
Q003. School Activities - How satisfied are you with the quality of the following experiences: Informal faculty contact



	N	% of Total
(1) Not at all	0	0.0%
(2)	0	0.0%
(3)	0	0.0%
(4) Moderately	5	16.1%
(5)	3	9.7%
(6)	4	12.9%
(7) Extremely	19	61.3%

% Resp = 100.0%
N = 31
Mean = 6.19
Std Dev = 1.15

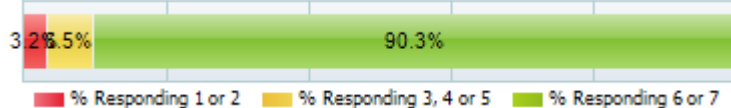
Q004. School Activities - How satisfied are you with the quality of the following experiences: Guidance from advisor



	N	% of Total
(1) Not at all	0	0.0%
(2)	1	3.3%
(3)	0	0.0%
(4) Moderately	2	6.7%
(5)	1	3.3%
(6)	4	13.3%
(7) Extremely	22	73.3%

% Resp = 96.8%
N = 30
Mean = 6.43
Std Dev = 1.17

Q005. Career Success - To what extent did the teacher education program: Expand your career options



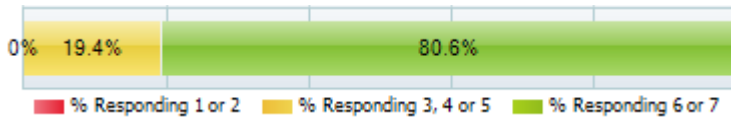
	N	% of Total
(1) Not at all	1	3.2%
(2)	0	0.0%
(3)	1	3.2%
(4) Moderately	1	3.2%
(5)	0	0.0%
(6)	10	32.3%
(7) Extremely	18	58.1%

% Resp = 100.0%
N = 31
Mean = 6.26
Std Dev = 1.32

Q006. Career Success - To what extent did the teacher education program: Assist you in selecting a career

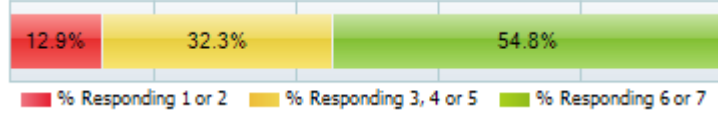
	N	% of Total
(1) Not at all	0	0.0%
(2)	0	0.0%
(3)	2	6.5%

% Resp = 100.0%
N = 31
Mean = 6.19
Std Dev = 1.31



(4) Moderately	4	12.9%
(5)	0	0.0%
(6)	5	16.1%
(7) Extremely	20	64.5%

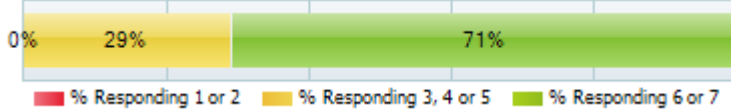
Q007. Career Success - To what extent did the teacher education program: Provide access to alumni



	N	% of Total
(1) Not at all	2	6.5%
(2)	2	6.5%
(3)	2	6.5%
(4) Moderately	5	16.1%
(5)	3	9.7%
(6)	3	9.7%
(7) Extremely	14	45.2%

% Resp = 100.0%
N = 31
Mean = 5.26
Std Dev = 1.97

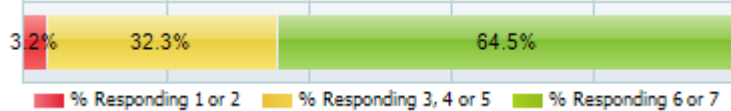
Q008. Career Success - To what extent did the teacher education program: Provide access to employers



	N	% of Total
(1) Not at all	0	0.0%
(2)	0	0.0%
(3)	1	3.2%
(4) Moderately	2	6.5%
(5)	6	19.4%
(6)	7	22.6%
(7) Extremely	15	48.4%

% Resp = 100.0%
N = 31
Mean = 6.06
Std Dev = 1.11

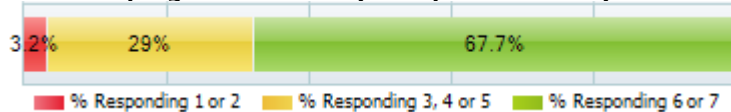
Q009. Career Success - To what extent did the teacher education program: Increase your earning potential



	N	% of Total
(1) Not at all	0	0.0%
(2)	1	3.2%
(3)	3	9.7%
(4) Moderately	5	16.1%
(5)	2	6.5%
(6)	8	25.8%
(7) Extremely	12	38.7%

% Resp = 100.0%
N = 31
Mean = 5.58
Std Dev = 1.52

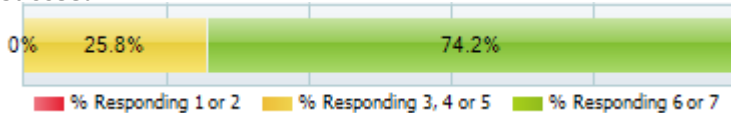
Q010. Career Success - To what extent did the teacher education program: Enhance your upward mobility



	N	% of Total
(1) Not at all	0	0.0%
(2)	1	3.2%
(3)	1	3.2%
(4) Moderately	2	6.5%
(5)	6	19.4%
(6)	6	19.4%
(7) Extremely	15	48.4%

% Resp = 100.0%
N = 31
Mean = 5.94
Std Dev = 1.32

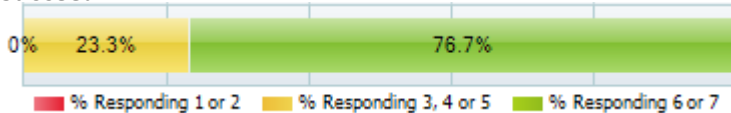
Q011. Career Success - To what extent did the teacher education program: Provide interpersonal skills necessary to succeed



	N	% of Total
(1) Not at all	0	0.0%
(2)	0	0.0%
(3)	1	3.2%
(4) Moderately	1	3.2%
(5)	6	19.4%
(6)	5	16.1%
(7) Extremely	18	58.1%

% Resp = 100.0%
N = 31
Mean = 6.23
Std Dev = 1.07

Q012. Career Success - To what extent did the teacher education program: Provide teaching skills necessary to succeed



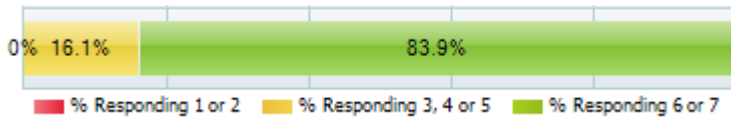
	N	% of Total
(1) Not at all	0	0.0%
(2)	0	0.0%
(3)	1	3.3%
(4) Moderately	4	13.3%
(5)	2	6.7%
(6)	3	10.0%
(7) Extremely	20	66.7%

% Resp = 96.8%
N = 30
Mean = 6.23
Std Dev = 1.23

Q013. Career Choice - How satisfied are you with your: Decision to be a teacher

	N	% of Total
(1) Very dissatisfied	0	0.0%

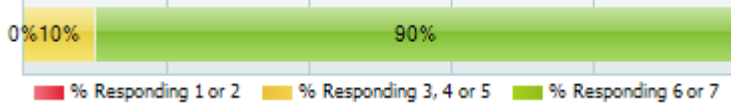
% Resp = 100.0%
N = 31



Response	N	% of Total
(2) Moderately dissatisfied	0	0.0%
(3) Slightly dissatisfied	0	0.0%
(4) Neutral	2	6.5%
(5) Slightly satisfied	3	9.7%
(6) Moderately satisfied	7	22.6%
(7) Very satisfied	19	61.3%

Mean = 6.39
Std Dev = 0.90

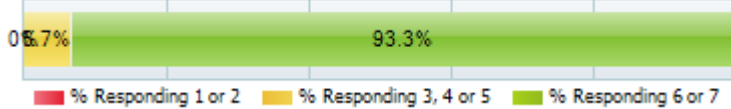
Q014. Career Choice - How satisfied are you with your: Choice of teaching level (i.e., elementary education, middle school)



Response	N	% of Total
(1) Very dissatisfied	0	0.0%
(2) Moderately dissatisfied	0	0.0%
(3) Slightly dissatisfied	0	0.0%
(4) Neutral	0	0.0%
(5) Slightly satisfied	3	10.0%
(6) Moderately satisfied	4	13.3%
(7) Very satisfied	23	76.7%

% Resp = 96.8%
N = 30
Mean = 6.67
Std Dev = 0.65

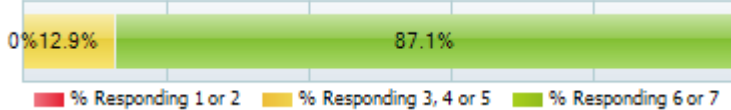
Q015. Career Choice - How satisfied are you with your: Choice of employer/graduate school



Response	N	% of Total
(1) Very dissatisfied	0	0.0%
(2) Moderately dissatisfied	0	0.0%
(3) Slightly dissatisfied	0	0.0%
(4) Neutral	0	0.0%
(5) Slightly satisfied	2	6.7%
(6) Moderately satisfied	8	26.7%
(7) Very satisfied	20	66.7%

% Resp = 96.8%
N = 30
Mean = 6.60
Std Dev = 0.61

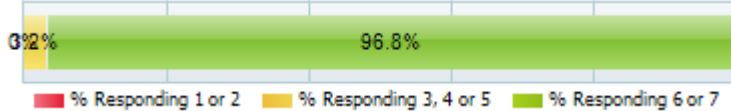
Q016. Assessment - Regarding your current job or graduate school performance, how IMPORTANT is the ability to apply knowledge of assessment strategies to: Align assessments with relevant standards



Response	N	% of Total
(1) Not at all	0	0.0%
(2)	0	0.0%
(3)	0	0.0%
(4) Moderately	1	3.2%
(5)	3	9.7%
(6)	8	25.8%
(7) Extremely	19	61.3%

% Resp = 100.0%
N = 31
Mean = 6.45
Std Dev = 0.80

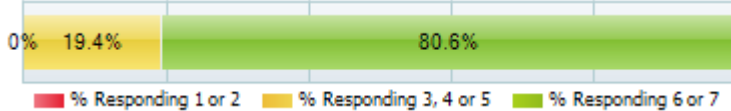
Q017. Assessment - Regarding your current job or graduate school performance, how IMPORTANT is the ability to apply knowledge of assessment strategies to: Create effective assignments for all students



Response	N	% of Total
(1) Not at all	0	0.0%
(2)	0	0.0%
(3)	0	0.0%
(4) Moderately	1	3.2%
(5)	0	0.0%
(6)	8	25.8%
(7) Extremely	22	71.0%

% Resp = 100.0%
N = 31
Mean = 6.65
Std Dev = 0.65

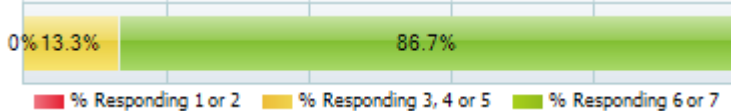
Q018. Assessment - Regarding your current job or graduate school performance, how IMPORTANT is the ability to apply knowledge of assessment strategies to: Provide evidence of student academic growth



Response	N	% of Total
(1) Not at all	0	0.0%
(2)	0	0.0%
(3)	0	0.0%
(4) Moderately	2	6.5%
(5)	4	12.9%
(6)	7	22.6%
(7) Extremely	18	58.1%

% Resp = 100.0%
N = 31
Mean = 6.32
Std Dev = 0.93

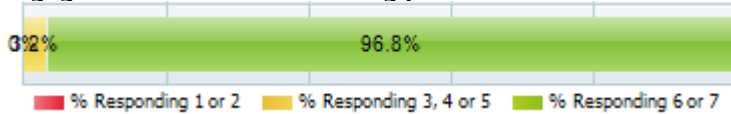
Q019. Assessment - Regarding your current job or graduate school performance, how IMPORTANT is the ability to apply knowledge of assessment strategies to: Provide timely feedback to students regarding their academic progress



Response	N	% of Total
(1) Not at all	0	0.0%
(2)	0	0.0%
(3)	0	0.0%
(4) Moderately	2	6.7%
(5)	2	6.7%
(6)	7	23.3%
(7) Extremely	19	63.3%

% Resp = 96.8%
N = 30
Mean = 6.43
Std Dev = 0.88

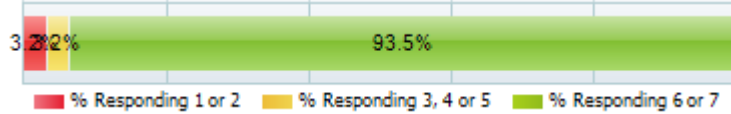
Q020. Classroom Management - Regarding your current job or graduate school performance, how IMPORTANT is the ability to create a productive classroom environment which: Actively engages students in the learning process



	N	% of Total
(1) Not at all	0	0.0%
(2)	0	0.0%
(3)	0	0.0%
(4) Moderately	0	0.0%
(5)	1	3.2%
(6)	5	16.1%
(7) Extremely	25	80.7%

% Resp = 100.0%
N = 31
Mean = 6.77
Std Dev = 0.49

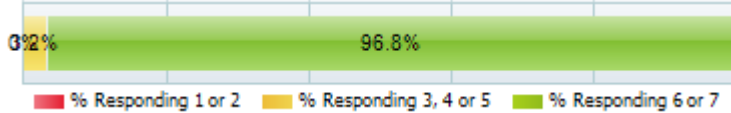
Q021. Classroom Management - Regarding your current job or graduate school performance, how IMPORTANT is the ability to create a productive classroom environment which: Establishes appropriate expectations for student behavior



	N	% of Total
(1) Not at all	0	0.0%
(2)	1	3.2%
(3)	0	0.0%
(4) Moderately	0	0.0%
(5)	1	3.2%
(6)	2	6.5%
(7) Extremely	27	87.1%

% Resp = 100.0%
N = 31
Mean = 6.71
Std Dev = 0.96

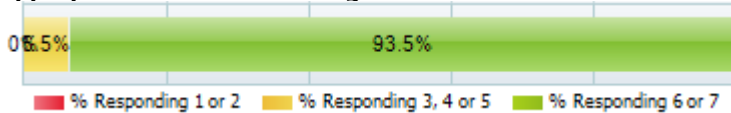
Q022. Classroom Management - Regarding your current job or graduate school performance, how IMPORTANT is the ability to create a productive classroom environment which: Is safe



	N	% of Total
(1) Not at all	0	0.0%
(2)	0	0.0%
(3)	0	0.0%
(4) Moderately	1	3.2%
(5)	0	0.0%
(6)	4	12.9%
(7) Extremely	26	83.9%

% Resp = 100.0%
N = 31
Mean = 6.77
Std Dev = 0.61

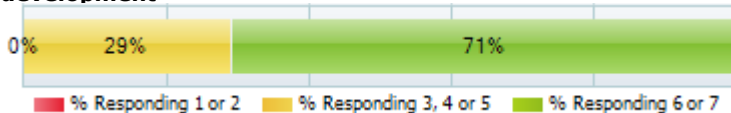
Q023. Classroom Management - Regarding your current job or graduate school performance, how IMPORTANT is the ability to create a productive classroom environment which: Reflects appropriate classroom management skills



	N	% of Total
(1) Not at all	0	0.0%
(2)	0	0.0%
(3)	0	0.0%
(4) Moderately	1	3.2%
(5)	1	3.2%
(6)	3	9.7%
(7) Extremely	26	83.9%

% Resp = 100.0%
N = 31
Mean = 6.74
Std Dev = 0.67

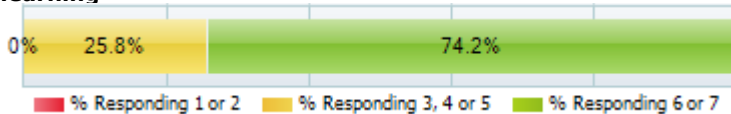
Q024. Content - Regarding your current job or graduate school performance, how IMPORTANT is the ability to exhibit a mastery of relevant content related to: Theories of student development



	N	% of Total
(1) Not at all	0	0.0%
(2)	0	0.0%
(3)	2	6.5%
(4) Moderately	1	3.2%
(5)	6	19.4%
(6)	7	22.6%
(7) Extremely	15	48.4%

% Resp = 100.0%
N = 31
Mean = 6.03
Std Dev = 1.18

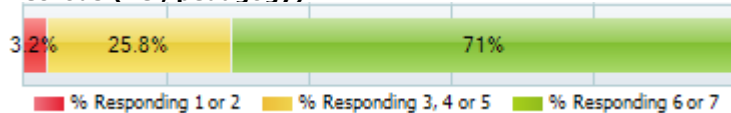
Q025. Content - Regarding your current job or graduate school performance, how IMPORTANT is the ability to exhibit a mastery of relevant content related to: Theories of student learning



	N	% of Total
(1) Not at all	0	0.0%
(2)	0	0.0%
(3)	3	9.7%
(4) Moderately	1	3.2%
(5)	4	12.9%
(6)	10	32.3%
(7) Extremely	13	41.9%

% Resp = 100.0%
N = 31
Mean = 5.94
Std Dev = 1.24

Q026. Content - Regarding your current job or graduate school performance, how IMPORTANT is the ability to exhibit a mastery of relevant content related to: Theories of teaching methods (i.e., pedagogy)

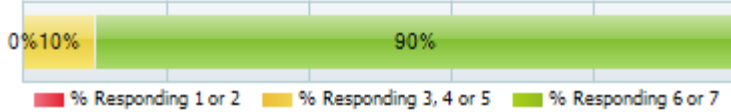


	N	% of Total
(1) Not at all	0	0.0%
(2)	1	3.2%
(3)	0	0.0%
(4) Moderately	1	3.2%
(5)	7	22.6%
(6)	5	16.1%

% Resp = 100.0%
N = 31
Mean = 6.13
Std Dev = 1.18

(7) Extremely	17	54.8%
---------------	----	-------

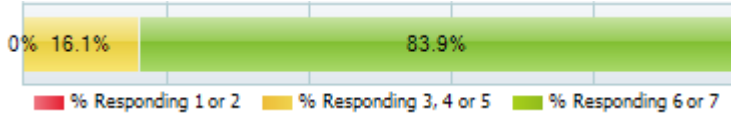
Q027. Content - Regarding your current job or graduate school performance, how IMPORTANT is the ability to exhibit a mastery of relevant content related to: Your content field



	N	% of Total
(1) Not at all	0	0.0%
(2)	0	0.0%
(3)	0	0.0%
(4) Moderately	1	3.3%
(5)	2	6.7%
(6)	6	20.0%
(7) Extremely	21	70.0%

% Resp = 96.8%
N = 30
Mean = 6.57
Std Dev = 0.76

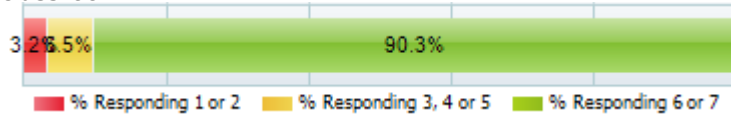
Q028. Diversity - Regarding your current job or graduate school performance, how IMPORTANT is the ability to reflect the value of diversity in teaching by: Customizing instruction for diverse learners



	N	% of Total
(1) Not at all	0	0.0%
(2)	0	0.0%
(3)	0	0.0%
(4) Moderately	2	6.5%
(5)	3	9.7%
(6)	5	16.1%
(7) Extremely	21	67.7%

% Resp = 100.0%
N = 31
Mean = 6.45
Std Dev = 0.91

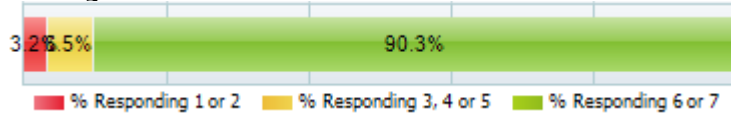
Q029. Diversity - Regarding your current job or graduate school performance, how IMPORTANT is the ability to reflect the value of diversity in teaching by: Establishing equity in the classroom



	N	% of Total
(1) Not at all	1	3.2%
(2)	0	0.0%
(3)	0	0.0%
(4) Moderately	0	0.0%
(5)	2	6.5%
(6)	5	16.1%
(7) Extremely	23	74.2%

% Resp = 100.0%
N = 31
Mean = 6.52
Std Dev = 1.16

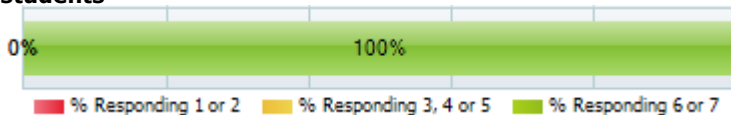
Q030. Diversity - Regarding your current job or graduate school performance, how IMPORTANT is the ability to reflect the value of diversity in teaching by: Fostering an inclusive learning environment



	N	% of Total
(1) Not at all	1	3.2%
(2)	0	0.0%
(3)	0	0.0%
(4) Moderately	0	0.0%
(5)	2	6.5%
(6)	4	12.9%
(7) Extremely	24	77.4%

% Resp = 100.0%
N = 31
Mean = 6.55
Std Dev = 1.16

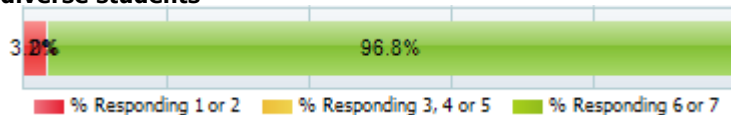
Q031. Diversity - Regarding your current job or graduate school performance, how IMPORTANT is the ability to reflect the value of diversity in teaching by: Implementing strategies for providing equal access to knowledge and skills for all students



	N	% of Total
(1) Not at all	0	0.0%
(2)	0	0.0%
(3)	0	0.0%
(4) Moderately	0	0.0%
(5)	0	0.0%
(6)	7	22.6%
(7) Extremely	24	77.4%

% Resp = 100.0%
N = 31
Mean = 6.77
Std Dev = 0.42

Q032. Diversity - Regarding your current job or graduate school performance, how IMPORTANT is the ability to reflect the value of diversity in teaching by: Relating positively to diverse students



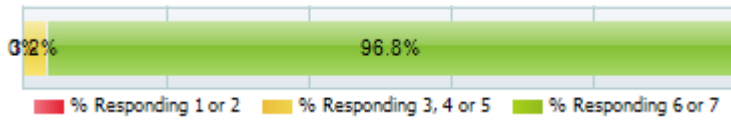
	N	% of Total
(1) Not at all	1	3.2%
(2)	0	0.0%
(3)	0	0.0%
(4) Moderately	0	0.0%
(5)	0	0.0%
(6)	6	19.4%
(7) Extremely	24	77.4%

% Resp = 100.0%
N = 31
Mean = 6.61
Std Dev = 1.10

Q033. Instruction - Regarding your current job or graduate school performance, how IMPORTANT is the ability to demonstrate effective classroom instruction which: Engages students in critical thinking

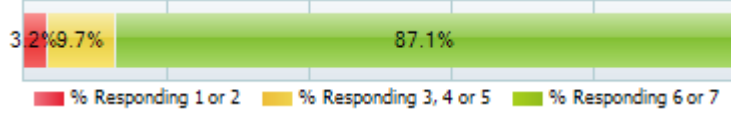
	N	% of Total
(1) Not at all	0	0.0%
(2)	0	0.0%
(3)	0	0.0%
(4) Moderately	0	0.0%

% Resp = 100.0%
N = 31
Mean = 6.77
Std Dev = 0.49



(5)	1	3.2%
(6)	5	16.1%
(7) Extremely	25	80.7%

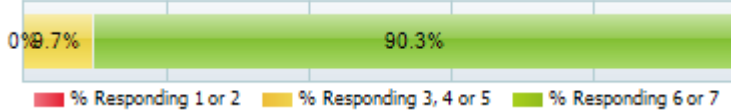
Q034. Instruction - Regarding your current job or graduate school performance, how IMPORTANT is the ability to demonstrate effective classroom instruction which: Engages students in classroom collaborative problem solving



	N	% of Total
(1) Not at all	0	0.0%
(2)	1	3.2%
(3)	0	0.0%
(4) Moderately	0	0.0%
(5)	3	9.7%
(6)	3	9.7%
(7) Extremely	24	77.4%

% Resp = 100.0%
N = 31
Mean = 6.55
Std Dev = 1.04

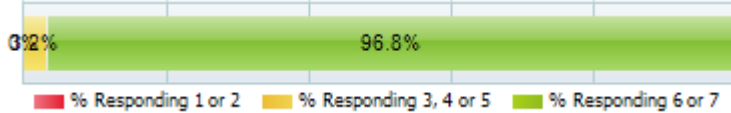
Q035. Instruction - Regarding your current job or graduate school performance, how IMPORTANT is the ability to demonstrate effective classroom instruction which: Fosters student development in relevant areas (i.e., intellectual, personal, social)



	N	% of Total
(1) Not at all	0	0.0%
(2)	0	0.0%
(3)	0	0.0%
(4) Moderately	0	0.0%
(5)	3	9.7%
(6)	6	19.4%
(7) Extremely	22	71.0%

% Resp = 100.0%
N = 31
Mean = 6.61
Std Dev = 0.66

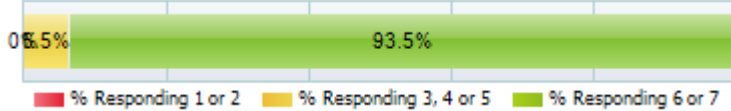
Q036. Instruction - Regarding your current job or graduate school performance, how IMPORTANT is the ability to demonstrate effective classroom instruction which: Is responsive to student questions



	N	% of Total
(1) Not at all	0	0.0%
(2)	0	0.0%
(3)	0	0.0%
(4) Moderately	0	0.0%
(5)	1	3.2%
(6)	8	25.8%
(7) Extremely	22	71.0%

% Resp = 100.0%
N = 31
Mean = 6.68
Std Dev = 0.53

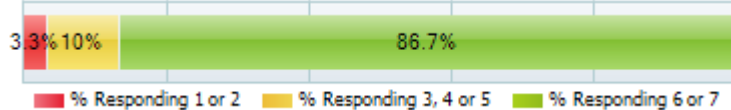
Q037. Instruction - Regarding your current job or graduate school performance, how IMPORTANT is the ability to demonstrate effective classroom instruction which: Makes subject matter meaningful to all students



	N	% of Total
(1) Not at all	0	0.0%
(2)	0	0.0%
(3)	0	0.0%
(4) Moderately	0	0.0%
(5)	2	6.5%
(6)	7	22.6%
(7) Extremely	22	71.0%

% Resp = 100.0%
N = 31
Mean = 6.65
Std Dev = 0.60

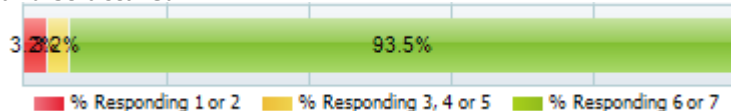
Q038. Lesson Planning - Regarding your current job or graduate school performance, how IMPORTANT is the ability to develop effective lesson plans that: Align to relevant content standards



	N	% of Total
(1) Not at all	0	0.0%
(2)	1	3.3%
(3)	0	0.0%
(4) Moderately	1	3.3%
(5)	2	6.7%
(6)	5	16.7%
(7) Extremely	21	70.0%

% Resp = 96.8%
N = 30
Mean = 6.43
Std Dev = 1.12

Q039. Lesson Planning - Regarding your current job or graduate school performance, how IMPORTANT is the ability to develop effective lesson plans that: Are appropriately paced and structured



	N	% of Total
(1) Not at all	0	0.0%
(2)	1	3.2%
(3)	0	0.0%
(4) Moderately	0	0.0%
(5)	1	3.2%
(6)	9	29.0%
(7) Extremely	20	64.5%

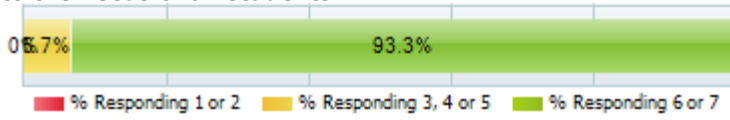
% Resp = 100.0%
N = 31
Mean = 6.48
Std Dev = 0.98

Q040. Lesson Planning - Regarding your current job or graduate school performance, how IMPORTANT is the ability to develop effective lesson plans that: Are modified according

	N	% of Total
(1) Not at all	0	0.0%

% Resp = 96.8%
N = 30

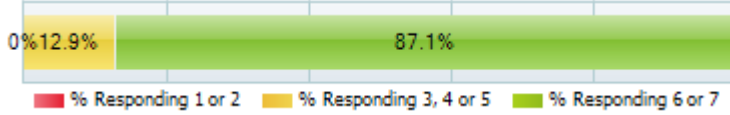
to the needs of all students



Response	N	% of Total
(2)	0	0.0%
(3)	0	0.0%
(4) Moderately	1	3.3%
(5)	1	3.3%
(6)	3	10.0%
(7) Extremely	25	83.3%

Mean = 6.73
Std Dev = 0.68

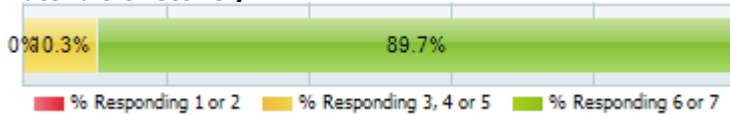
Q041. Lesson Planning - Regarding your current job or graduate school performance, how IMPORTANT is the ability to develop effective lesson plans that: Encourage multiple means of student communication (i.e., listening, speaking, writing)



Response	N	% of Total
(1) Not at all	0	0.0%
(2)	0	0.0%
(3)	0	0.0%
(4) Moderately	1	3.2%
(5)	3	9.7%
(6)	5	16.1%
(7) Extremely	22	71.0%

% Resp = 100.0%
N = 31
Mean = 6.55
Std Dev = 0.80

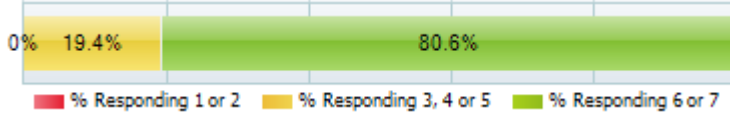
Q042. Lesson Planning - Regarding your current job or graduate school performance, how IMPORTANT is the ability to develop effective lesson plans that: Integrate activities and materials effectively



Response	N	% of Total
(1) Not at all	0	0.0%
(2)	0	0.0%
(3)	0	0.0%
(4) Moderately	0	0.0%
(5)	3	10.3%
(6)	6	20.7%
(7) Extremely	20	69.0%

% Resp = 93.6%
N = 29
Mean = 6.59
Std Dev = 0.67

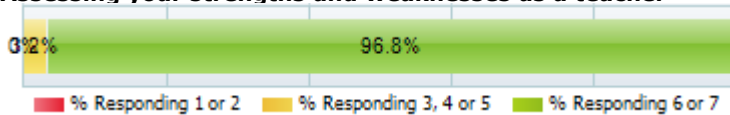
Q043. Professional Development - Regarding your current job or graduate school performance, how IMPORTANT is the ability to display appropriate professional skills through: Articulating basic professional values and beliefs



Response	N	% of Total
(1) Not at all	0	0.0%
(2)	0	0.0%
(3)	1	3.2%
(4) Moderately	1	3.2%
(5)	4	12.9%
(6)	8	25.8%
(7) Extremely	17	54.8%

% Resp = 100.0%
N = 31
Mean = 6.26
Std Dev = 1.01

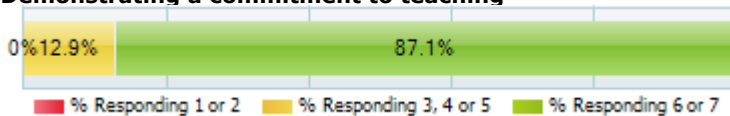
Q044. Professional Development - Regarding your current job or graduate school performance, how IMPORTANT is the ability to display appropriate professional skills through: Assessing your strengths and weaknesses as a teacher



Response	N	% of Total
(1) Not at all	0	0.0%
(2)	0	0.0%
(3)	0	0.0%
(4) Moderately	0	0.0%
(5)	1	3.2%
(6)	7	22.6%
(7) Extremely	23	74.2%

% Resp = 100.0%
N = 31
Mean = 6.71
Std Dev = 0.52

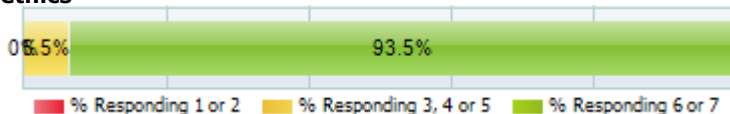
Q045. Professional Development - Regarding your current job or graduate school performance, how IMPORTANT is the ability to display appropriate professional skills through: Demonstrating a commitment to teaching



Response	N	% of Total
(1) Not at all	0	0.0%
(2)	0	0.0%
(3)	0	0.0%
(4) Moderately	1	3.2%
(5)	3	9.7%
(6)	8	25.8%
(7) Extremely	19	61.3%

% Resp = 100.0%
N = 31
Mean = 6.45
Std Dev = 0.80

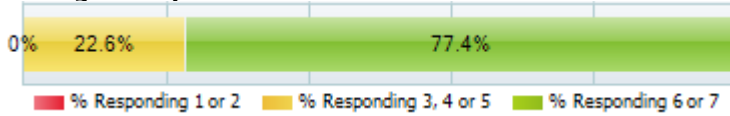
Q046. Professional Development - Regarding your current job or graduate school performance, how IMPORTANT is the ability to display appropriate professional skills through: Demonstrating an understanding of professional codes of ethics



Response	N	% of Total
(1) Not at all	0	0.0%
(2)	0	0.0%
(3)	0	0.0%
(4) Moderately	1	3.2%
(5)	1	3.2%
(6)	7	22.6%
(7) Extremely	22	71.0%

% Resp = 100.0%
N = 31
Mean = 6.61
Std Dev = 0.70

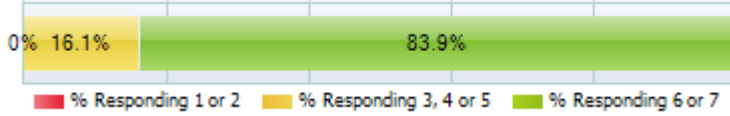
Q047. Professional Relationships - Regarding your current job or graduate school performance, how IMPORTANT is the ability to build collaborative professional relationships with: Colleagues in your school



	N	% of Total
(1) Not at all	0	0.0%
(2)	0	0.0%
(3)	0	0.0%
(4) Moderately	4	12.9%
(5)	3	9.7%
(6)	5	16.1%
(7) Extremely	19	61.3%

% Resp = 100.0%
N = 31
Mean = 6.26
Std Dev = 1.08

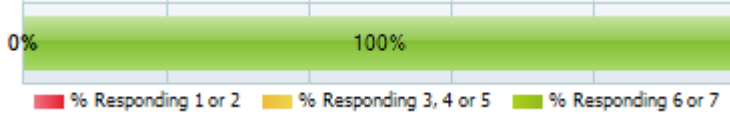
Q048. Professional Relationships - Regarding your current job or graduate school performance, how IMPORTANT is the ability to build collaborative professional relationships with: Families/guardians of students



	N	% of Total
(1) Not at all	0	0.0%
(2)	0	0.0%
(3)	0	0.0%
(4) Moderately	1	3.2%
(5)	4	12.9%
(6)	11	35.5%
(7) Extremely	15	48.4%

% Resp = 100.0%
N = 31
Mean = 6.29
Std Dev = 0.81

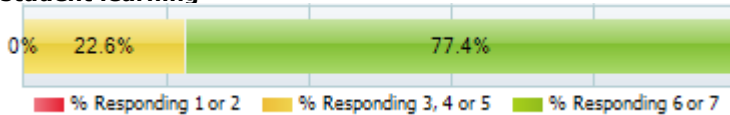
Q049. Professional Relationships - Regarding your current job or graduate school performance, how IMPORTANT is the ability to build collaborative professional relationships with: Students



	N	% of Total
(1) Not at all	0	0.0%
(2)	0	0.0%
(3)	0	0.0%
(4) Moderately	0	0.0%
(5)	0	0.0%
(6)	3	9.7%
(7) Extremely	28	90.3%

% Resp = 100.0%
N = 31
Mean = 6.90
Std Dev = 0.30

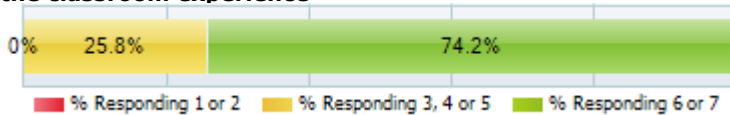
Q050. Technology - Regarding your current job or graduate school performance, how IMPORTANT is the ability to integrate technology into the teaching experience to: Assess student learning



	N	% of Total
(1) Not at all	0	0.0%
(2)	0	0.0%
(3)	0	0.0%
(4) Moderately	2	6.5%
(5)	5	16.1%
(6)	7	22.6%
(7) Extremely	17	54.8%

% Resp = 100.0%
N = 31
Mean = 6.26
Std Dev = 0.95

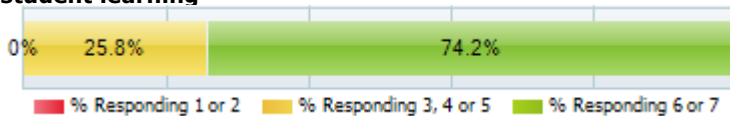
Q051. Technology - Regarding your current job or graduate school performance, how IMPORTANT is the ability to integrate technology into the teaching experience to: Improve the classroom experience



	N	% of Total
(1) Not at all	0	0.0%
(2)	0	0.0%
(3)	0	0.0%
(4) Moderately	3	9.7%
(5)	5	16.1%
(6)	4	12.9%
(7) Extremely	19	61.3%

% Resp = 100.0%
N = 31
Mean = 6.26
Std Dev = 1.05

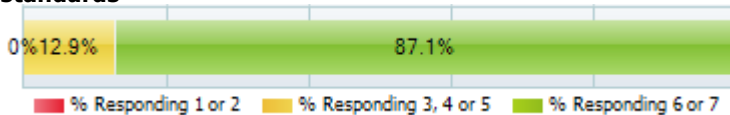
Q052. Technology - Regarding your current job or graduate school performance, how IMPORTANT is the ability to integrate technology into the teaching experience to: Enhance student learning



	N	% of Total
(1) Not at all	0	0.0%
(2)	0	0.0%
(3)	0	0.0%
(4) Moderately	4	12.9%
(5)	4	12.9%
(6)	5	16.1%
(7) Extremely	18	58.1%

% Resp = 100.0%
N = 31
Mean = 6.19
Std Dev = 1.09

Q053. Assessment - How well did the teacher education program enhance your ability to apply knowledge of assessment strategies to: Align assessments with relevant standards

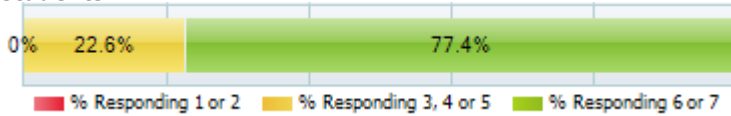


	N	% of Total
(1) Not at all	0	0.0%
(2)	0	0.0%
(3)	0	0.0%
(4) Moderately	2	6.5%
(5)	2	6.5%
(6)	10	32.3%

% Resp = 100.0%
N = 31
Mean = 6.35
Std Dev = 0.86

(7) Extremely	17	54.8%
---------------	----	-------

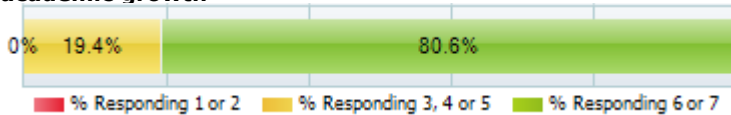
Q054. Assessment - How well did the teacher education program enhance your ability to apply knowledge of assessment strategies to: Create effective assignments for all students



	N	% of Total
(1) Not at all	0	0.0%
(2)	0	0.0%
(3)	0	0.0%
(4) Moderately	4	12.9%
(5)	3	9.7%
(6)	7	22.6%
(7) Extremely	17	54.8%

% Resp = 100.0%
N = 31
Mean = 6.19
Std Dev = 1.06

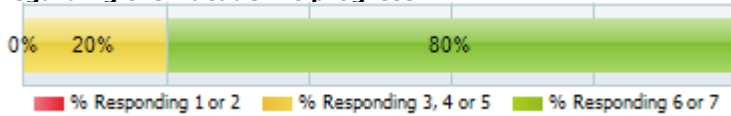
Q055. Assessment - How well did the teacher education program enhance your ability to apply knowledge of assessment strategies to: Provide evidence of student academic growth



	N	% of Total
(1) Not at all	0	0.0%
(2)	0	0.0%
(3)	0	0.0%
(4) Moderately	4	12.9%
(5)	2	6.5%
(6)	9	29.0%
(7) Extremely	16	51.6%

% Resp = 100.0%
N = 31
Mean = 6.19
Std Dev = 1.03

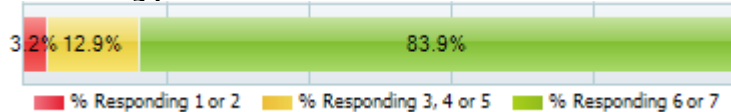
Q056. Assessment - How well did the teacher education program enhance your ability to apply knowledge of assessment strategies to: Provide timely feedback to students regarding their academic progress



	N	% of Total
(1) Not at all	0	0.0%
(2)	0	0.0%
(3)	1	3.3%
(4) Moderately	3	10.0%
(5)	2	6.7%
(6)	8	26.7%
(7) Extremely	16	53.3%

% Resp = 96.8%
N = 30
Mean = 6.17
Std Dev = 1.13

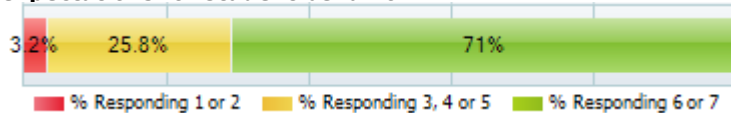
Q057. Classroom Management - How well did the teacher education program enhance your ability to create a productive classroom environment which: Actively engages students in the learning process



	N	% of Total
(1) Not at all	0	0.0%
(2)	1	3.2%
(3)	1	3.2%
(4) Moderately	2	6.5%
(5)	1	3.2%
(6)	11	35.5%
(7) Extremely	15	48.4%

% Resp = 100.0%
N = 31
Mean = 6.10
Std Dev = 1.25

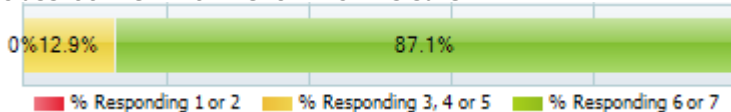
Q058. Classroom Management - How well did the teacher education program enhance your ability to create a productive classroom environment which: Establishes appropriate expectations for student behavior



	N	% of Total
(1) Not at all	0	0.0%
(2)	1	3.2%
(3)	1	3.2%
(4) Moderately	2	6.5%
(5)	5	16.1%
(6)	6	19.4%
(7) Extremely	16	51.6%

% Resp = 100.0%
N = 31
Mean = 6.00
Std Dev = 1.32

Q059. Classroom Management - How well did the teacher education program enhance your ability to create a productive classroom environment which: Is safe



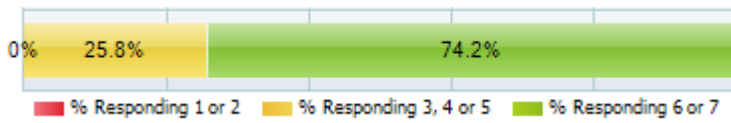
	N	% of Total
(1) Not at all	0	0.0%
(2)	0	0.0%
(3)	1	3.2%
(4) Moderately	2	6.5%
(5)	1	3.2%
(6)	10	32.3%
(7) Extremely	17	54.8%

% Resp = 100.0%
N = 31
Mean = 6.29
Std Dev = 1.02

Q060. Classroom Management - How well did the teacher education program enhance your ability to create a productive classroom environment which: Reflects appropriate classroom management skills

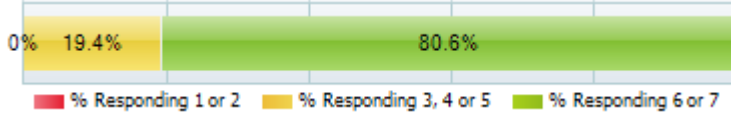
	N	% of Total
(1) Not at all	0	0.0%
(2)	0	0.0%
(3)	3	9.7%
(4) Moderately	2	6.5%

% Resp = 100.0%
N = 31
Mean = 6.00
Std Dev = 1.32



Response	N	% of Total
(5)	3	9.7%
(6)	7	22.6%
(7) Extremely	16	51.6%

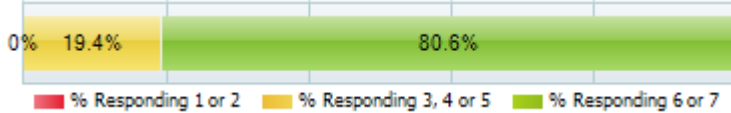
Q061. Content - How well did the teacher education program enhance your ability to exhibit a mastery of relevant content related to: Theories of student development



Response	N	% of Total
(1) Not at all	0	0.0%
(2)	0	0.0%
(3)	2	6.5%
(4) Moderately	1	3.2%
(5)	3	9.7%
(6)	10	32.3%
(7) Extremely	15	48.4%

% Resp = 100.0%
N = 31
Mean = 6.13
Std Dev = 1.13

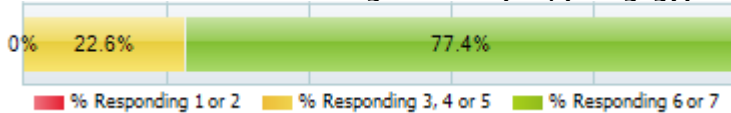
Q062. Content - How well did the teacher education program enhance your ability to exhibit a mastery of relevant content related to: Theories of student learning



Response	N	% of Total
(1) Not at all	0	0.0%
(2)	0	0.0%
(3)	1	3.2%
(4) Moderately	2	6.5%
(5)	3	9.7%
(6)	9	29.0%
(7) Extremely	16	51.6%

% Resp = 100.0%
N = 31
Mean = 6.19
Std Dev = 1.06

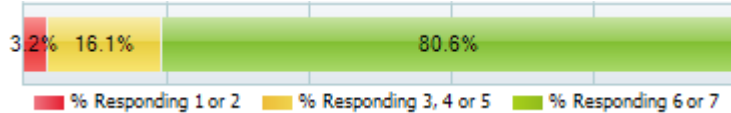
Q063. Content - How well did the teacher education program enhance your ability to exhibit a mastery of relevant content related to: Theories of teaching methods (i.e., pedagogy)



Response	N	% of Total
(1) Not at all	0	0.0%
(2)	0	0.0%
(3)	2	6.5%
(4) Moderately	2	6.5%
(5)	3	9.7%
(6)	8	25.8%
(7) Extremely	16	51.6%

% Resp = 100.0%
N = 31
Mean = 6.10
Std Dev = 1.20

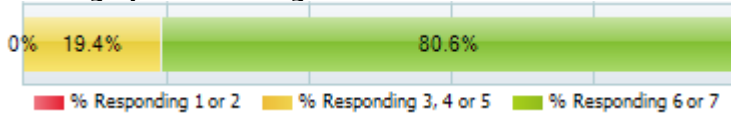
Q064. Content - How well did the teacher education program enhance your ability to exhibit a mastery of relevant content related to: Your content field



Response	N	% of Total
(1) Not at all	1	3.2%
(2)	0	0.0%
(3)	1	3.2%
(4) Moderately	0	0.0%
(5)	4	12.9%
(6)	7	22.6%
(7) Extremely	18	58.1%

% Resp = 100.0%
N = 31
Mean = 6.19
Std Dev = 1.33

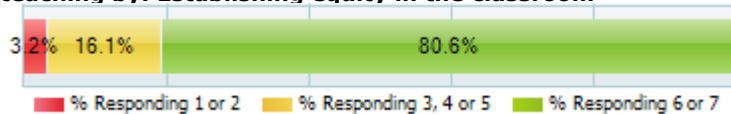
Q065. Diversity - How well did the teacher education program enhance your ability to reflect the value of diversity in teaching by: Customizing instruction for diverse learners



Response	N	% of Total
(1) Not at all	0	0.0%
(2)	0	0.0%
(3)	0	0.0%
(4) Moderately	3	9.7%
(5)	3	9.7%
(6)	8	25.8%
(7) Extremely	17	54.8%

% Resp = 100.0%
N = 31
Mean = 6.26
Std Dev = 0.98

Q066. Diversity - How well did the teacher education program enhance your ability to reflect the value of diversity in teaching by: Establishing equity in the classroom



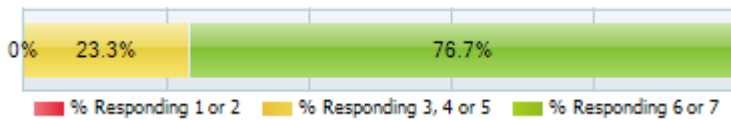
Response	N	% of Total
(1) Not at all	0	0.0%
(2)	1	3.2%
(3)	0	0.0%
(4) Moderately	2	6.5%
(5)	3	9.7%
(6)	9	29.0%
(7) Extremely	16	51.6%

% Resp = 100.0%
N = 31
Mean = 6.16
Std Dev = 1.17

Q067. Diversity - How well did the teacher education program enhance your ability to reflect the value of diversity in teaching by: Fostering an inclusive learning environment

Response	N	% of Total
(1) Not at all	0	0.0%

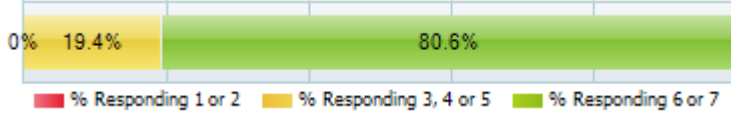
% Resp = 96.8%
N = 30



Response	N	% of Total
(2)	0	0.0%
(3)	1	3.3%
(4) Moderately	0	0.0%
(5)	6	20.0%
(6)	8	26.7%
(7) Extremely	15	50.0%

Mean = 6.20
Std Dev = 0.98

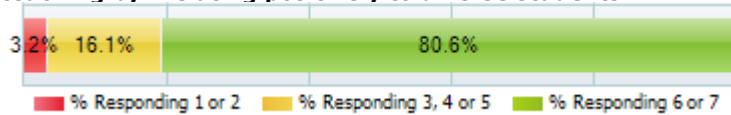
Q068. Diversity - How well did the teacher education program enhance your ability to reflect the value of diversity in teaching by: Implementing strategies for providing equal access to knowledge and skills for all students



Response	N	% of Total
(1) Not at all	0	0.0%
(2)	0	0.0%
(3)	1	3.2%
(4) Moderately	2	6.5%
(5)	3	9.7%
(6)	10	32.3%
(7) Extremely	15	48.4%

% Resp = 100.0%
N = 31
Mean = 6.16
Std Dev = 1.05

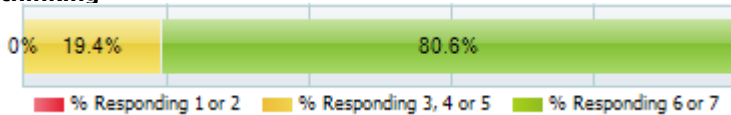
Q069. Diversity - How well did the teacher education program enhance your ability to reflect the value of diversity in teaching by: Relating positively to diverse students



Response	N	% of Total
(1) Not at all	0	0.0%
(2)	1	3.2%
(3)	2	6.5%
(4) Moderately	0	0.0%
(5)	3	9.7%
(6)	8	25.8%
(7) Extremely	17	54.8%

% Resp = 100.0%
N = 31
Mean = 6.13
Std Dev = 1.31

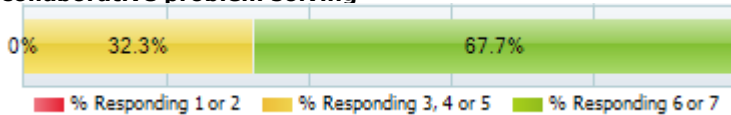
Q070. Instruction - How well did the teacher education program enhance your ability to demonstrate effective classroom instruction which: Engages students in critical thinking



Response	N	% of Total
(1) Not at all	0	0.0%
(2)	0	0.0%
(3)	0	0.0%
(4) Moderately	2	6.5%
(5)	4	12.9%
(6)	10	32.3%
(7) Extremely	15	48.4%

% Resp = 100.0%
N = 31
Mean = 6.23
Std Dev = 0.91

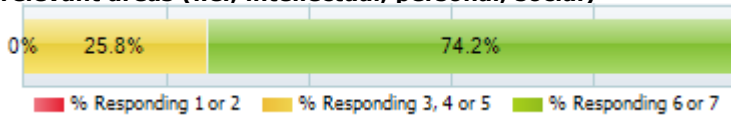
Q071. Instruction - How well did the teacher education program enhance your ability to demonstrate effective classroom instruction which: Engages students in collaborative problem solving



Response	N	% of Total
(1) Not at all	0	0.0%
(2)	0	0.0%
(3)	0	0.0%
(4) Moderately	3	9.7%
(5)	7	22.6%
(6)	6	19.4%
(7) Extremely	15	48.4%

% Resp = 100.0%
N = 31
Mean = 6.06
Std Dev = 1.05

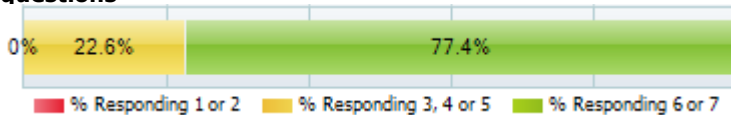
Q072. Instruction - How well did the teacher education program enhance your ability to demonstrate effective classroom instruction which: Fosters student development in relevant areas (i.e., intellectual, personal, social)



Response	N	% of Total
(1) Not at all	0	0.0%
(2)	0	0.0%
(3)	1	3.2%
(4) Moderately	1	3.2%
(5)	6	19.4%
(6)	9	29.0%
(7) Extremely	14	45.2%

% Resp = 100.0%
N = 31
Mean = 6.10
Std Dev = 1.03

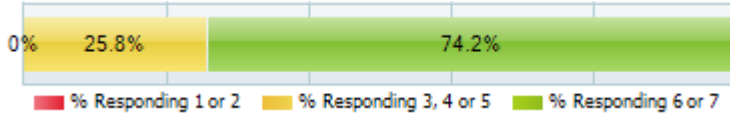
Q073. Instruction - How well did the teacher education program enhance your ability to demonstrate effective classroom instruction which: Is responsive to student questions



Response	N	% of Total
(1) Not at all	0	0.0%
(2)	0	0.0%
(3)	0	0.0%
(4) Moderately	2	6.5%
(5)	5	16.1%
(6)	9	29.0%
(7) Extremely	15	48.4%

% Resp = 100.0%
N = 31
Mean = 6.19
Std Dev = 0.93

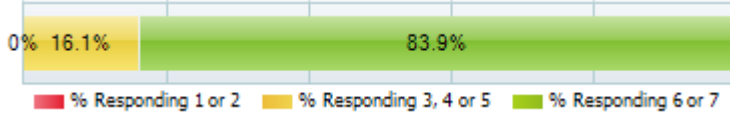
Q074. Instruction - How well did the teacher education program enhance your ability to demonstrate effective classroom instruction which: Makes subject matter meaningful to all students



	N	% of Total
(1) Not at all	0	0.0%
(2)	0	0.0%
(3)	0	0.0%
(4) Moderately	2	6.5%
(5)	6	19.4%
(6)	5	16.1%
(7) Extremely	18	58.1%

% Resp = 100.0%
N = 31
Mean = 6.26
Std Dev = 0.98

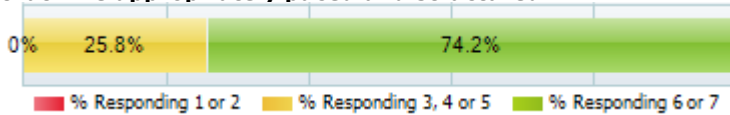
Q075. Lesson Planning - How well did the teacher education program enhance your ability to develop effective lesson plans that: Align to relevant content standards



	N	% of Total
(1) Not at all	0	0.0%
(2)	0	0.0%
(3)	0	0.0%
(4) Moderately	1	3.2%
(5)	4	12.9%
(6)	12	38.7%
(7) Extremely	14	45.2%

% Resp = 100.0%
N = 31
Mean = 6.26
Std Dev = 0.80

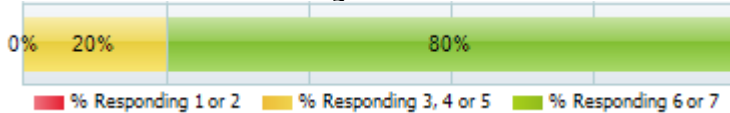
Q076. Lesson Planning - How well did the teacher education program enhance your ability to develop effective lesson plans that: Are appropriately paced and structured



	N	% of Total
(1) Not at all	0	0.0%
(2)	0	0.0%
(3)	0	0.0%
(4) Moderately	2	6.5%
(5)	6	19.4%
(6)	8	25.8%
(7) Extremely	15	48.4%

% Resp = 100.0%
N = 31
Mean = 6.16
Std Dev = 0.95

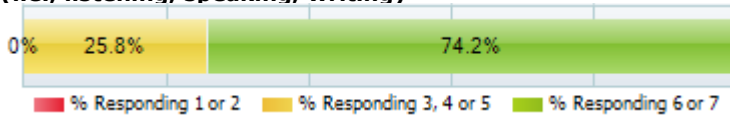
Q077. Lesson Planning - How well did the teacher education program enhance your ability to develop effective lesson plans that: Are modified according to the needs of all students



	N	% of Total
(1) Not at all	0	0.0%
(2)	0	0.0%
(3)	1	3.3%
(4) Moderately	2	6.7%
(5)	3	10.0%
(6)	8	26.7%
(7) Extremely	16	53.3%

% Resp = 96.8%
N = 30
Mean = 6.20
Std Dev = 1.08

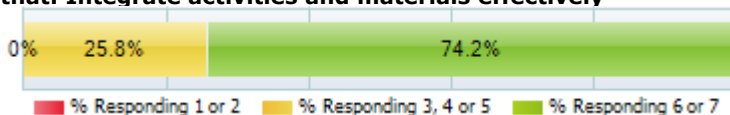
Q078. Lesson Planning - How well did the teacher education program enhance your ability to develop effective lesson plans that: Encourage multiple means of student communication (i.e., listening, speaking, writing)



	N	% of Total
(1) Not at all	0	0.0%
(2)	0	0.0%
(3)	1	3.2%
(4) Moderately	0	0.0%
(5)	7	22.6%
(6)	4	12.9%
(7) Extremely	19	61.3%

% Resp = 100.0%
N = 31
Mean = 6.29
Std Dev = 1.02

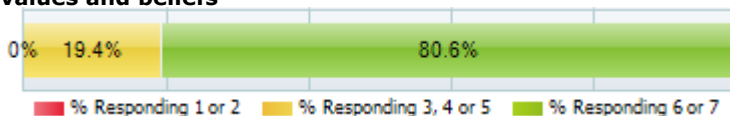
Q079. Lesson Planning - How well did the teacher education program enhance your ability to develop effective lesson plans that: Integrate activities and materials effectively



	N	% of Total
(1) Not at all	0	0.0%
(2)	0	0.0%
(3)	1	3.2%
(4) Moderately	0	0.0%
(5)	7	22.6%
(6)	5	16.1%
(7) Extremely	18	58.1%

% Resp = 100.0%
N = 31
Mean = 6.26
Std Dev = 1.01

Q080. Professional Development - How well did the teacher education program enhance your ability to display appropriate professional skills through: Articulating basic professional values and beliefs

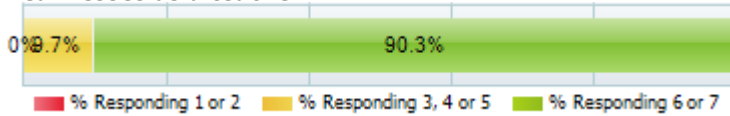


	N	% of Total
(1) Not at all	0	0.0%
(2)	0	0.0%
(3)	0	0.0%
(4) Moderately	4	12.9%
(5)	2	6.5%
(6)	13	41.9%

% Resp = 100.0%
N = 31
Mean = 6.06
Std Dev = 0.98

(7) Extremely	12	38.7%
---------------	----	-------

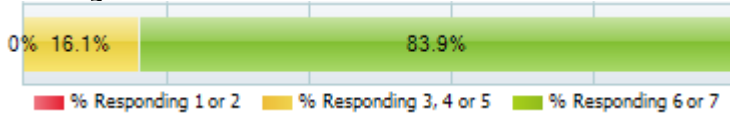
Q081. Professional Development - How well did the teacher education program enhance your ability to display appropriate professional skills through: Assessing your strengths and weaknesses as a teacher



	N	% of Total
(1) Not at all	0	0.0%
(2)	0	0.0%
(3)	0	0.0%
(4) Moderately	0	0.0%
(5)	3	9.7%
(6)	12	38.7%
(7) Extremely	16	51.6%

% Resp = 100.0%
N = 31
Mean = 6.42
Std Dev = 0.66

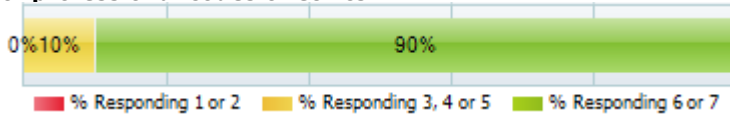
Q082. Professional Development - How well did the teacher education program enhance your ability to display appropriate professional skills through: Demonstrating a commitment to teaching



	N	% of Total
(1) Not at all	0	0.0%
(2)	0	0.0%
(3)	1	3.2%
(4) Moderately	2	6.5%
(5)	2	6.5%
(6)	11	35.5%
(7) Extremely	15	48.4%

% Resp = 100.0%
N = 31
Mean = 6.19
Std Dev = 1.03

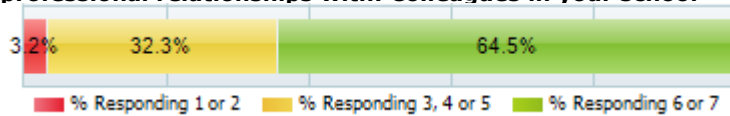
Q083. Professional Development - How well did the teacher education program enhance your ability to display appropriate professional skills through: Demonstrating an understanding of professional codes of ethics



	N	% of Total
(1) Not at all	0	0.0%
(2)	0	0.0%
(3)	0	0.0%
(4) Moderately	0	0.0%
(5)	3	10.0%
(6)	9	30.0%
(7) Extremely	18	60.0%

% Resp = 96.8%
N = 30
Mean = 6.50
Std Dev = 0.67

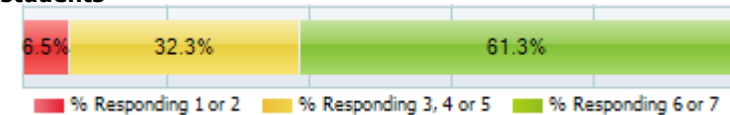
Q084. Professional Relationships - How well did the teacher education program enhance your ability to build collaborative professional relationships with: Colleagues in your school



	N	% of Total
(1) Not at all	0	0.0%
(2)	1	3.2%
(3)	1	3.2%
(4) Moderately	4	12.9%
(5)	5	16.1%
(6)	9	29.0%
(7) Extremely	11	35.5%

% Resp = 100.0%
N = 31
Mean = 5.71
Std Dev = 1.32

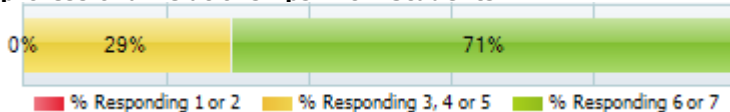
Q085. Professional Relationships - How well did the teacher education program enhance your ability to build collaborative professional relationships with: Families/guardians of students



	N	% of Total
(1) Not at all	0	0.0%
(2)	2	6.5%
(3)	2	6.5%
(4) Moderately	3	9.7%
(5)	5	16.1%
(6)	9	29.0%
(7) Extremely	10	32.3%

% Resp = 100.0%
N = 31
Mean = 5.52
Std Dev = 1.50

Q086. Professional Relationships - How well did the teacher education program enhance your ability to build collaborative professional relationships with: Students



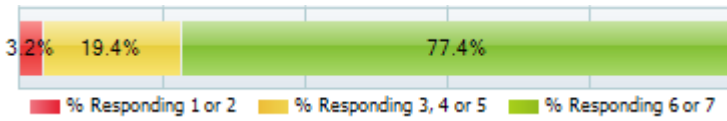
	N	% of Total
(1) Not at all	0	0.0%
(2)	0	0.0%
(3)	1	3.2%
(4) Moderately	2	6.5%
(5)	6	19.4%
(6)	9	29.0%
(7) Extremely	13	41.9%

% Resp = 100.0%
N = 31
Mean = 6.00
Std Dev = 1.08

Q087. Technology - How well did the teacher education program enhance your ability to integrate technology into the teaching experience to: Assess student learning

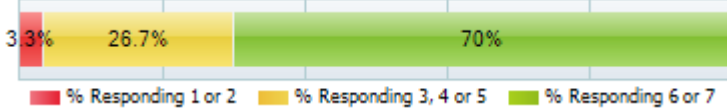
	N	% of Total
(1) Not at all	0	0.0%
(2)	1	3.2%
(3)	1	3.2%
(4) Moderately	2	6.5%

% Resp = 100.0%
N = 31
Mean = 6.00
Std Dev = 1.27



Response	N	% of Total
(5)	3	9.7%
(6)	10	32.3%
(7) Extremely	14	45.2%

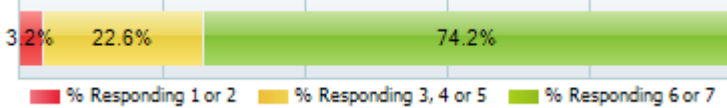
Q088. Technology - How well did the teacher education program enhance your ability to integrate technology into the teaching experience to: Improve the classroom experience



Response	N	% of Total
(1) Not at all	0	0.0%
(2)	1	3.3%
(3)	1	3.3%
(4) Moderately	3	10.0%
(5)	4	13.3%
(6)	8	26.7%
(7) Extremely	13	43.3%

% Resp = 96.8%
N = 30
Mean = 5.87
Std Dev = 1.33

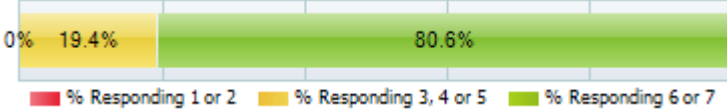
Q089. Technology - How well did the teacher education program enhance your ability to integrate technology into the teaching experience to: Enhance student learning



Response	N	% of Total
(1) Not at all	0	0.0%
(2)	1	3.2%
(3)	1	3.2%
(4) Moderately	2	6.5%
(5)	4	12.9%
(6)	8	25.8%
(7) Extremely	15	48.4%

% Resp = 100.0%
N = 31
Mean = 6.00
Std Dev = 1.30

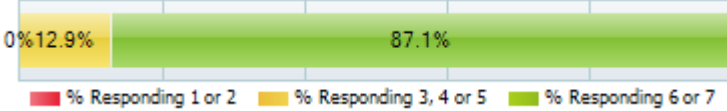
Q090. Overall Evaluation - Regarding your experience in the teacher education program, to what degree: Were you satisfied with the teacher education program?



Response	N	% of Total
(1) Not at all	0	0.0%
(2)	0	0.0%
(3)	0	0.0%
(4) Moderately	1	3.2%
(5)	5	16.1%
(6)	10	32.3%
(7) Extremely	15	48.4%

% Resp = 100.0%
N = 31
Mean = 6.26
Std Dev = 0.84

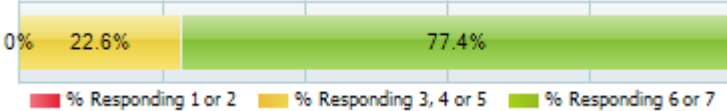
Q091. Overall Evaluation - Regarding your experience in the teacher education program, to what degree: Would you recommend the teacher education program to a close friend?



Response	N	% of Total
(1) Not at all	0	0.0%
(2)	0	0.0%
(3)	0	0.0%
(4) Moderately	2	6.5%
(5)	2	6.5%
(6)	8	25.8%
(7) Extremely	19	61.3%

% Resp = 100.0%
N = 31
Mean = 6.42
Std Dev = 0.87

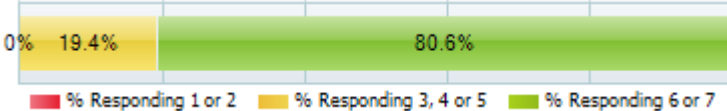
Q092. Overall Evaluation - Regarding your experience in the teacher education program, to what degree: Did the teacher education program provide a positive academic experience?



Response	N	% of Total
(1) Not at all	0	0.0%
(2)	0	0.0%
(3)	2	6.5%
(4) Moderately	0	0.0%
(5)	5	16.1%
(6)	5	16.1%
(7) Extremely	19	61.3%

% Resp = 100.0%
N = 31
Mean = 6.26
Std Dev = 1.14

Q093. Overall Evaluation - Regarding your experience in the teacher education program, to what degree: Were you challenged to do your best academic work?



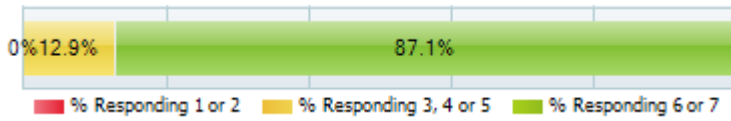
Response	N	% of Total
(1) Not at all	0	0.0%
(2)	0	0.0%
(3)	0	0.0%
(4) Moderately	2	6.5%
(5)	4	12.9%
(6)	10	32.3%
(7) Extremely	15	48.4%

% Resp = 100.0%
N = 31
Mean = 6.23
Std Dev = 0.91

Q094. Overall Evaluation - Regarding your experience in the teacher education program, to what degree: Were you motivated to do your best academic work?

Response	N	% of Total
(1) Not at all	0	0.0%

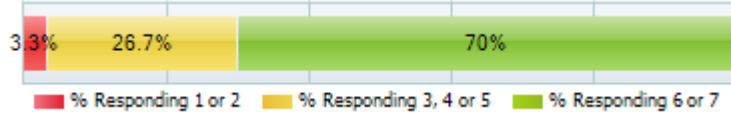
% Resp = 100.0%
N = 31



(2)	0	0.0%
(3)	1	3.2%
(4) Moderately	0	0.0%
(5)	3	9.7%
(6)	8	25.8%
(7) Extremely	19	61.3%

Mean = 6.42
Std Dev = 0.91

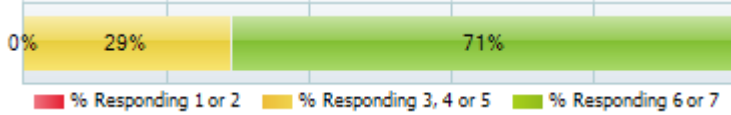
Q095. Overall Evaluation - Regarding your experience in the teacher education program, to what degree: Was the information you learned applicable to your future career?



	N	% of Total
(1) Not at all	0	0.0%
(2)	1	3.3%
(3)	0	0.0%
(4) Moderately	2	6.7%
(5)	6	20.0%
(6)	5	16.7%
(7) Extremely	16	53.3%

% Resp = 96.8%
N = 30
Mean = 6.07
Std Dev = 1.24

Q096. Overall Evaluation - Comparing the expense to the quality of your education, how would you rate the value of the investment made in your degree?



	N	% of Total
(1) Very poor	0	0.0%
(2) Poor	0	0.0%
(3) Fair	1	3.2%
(4) Good	4	12.9%
(5) Very good	4	12.9%
(6) Excellent	6	19.4%
(7) Exceptional	16	51.6%

% Resp = 100.0%
N = 31
Mean = 6.03
Std Dev = 1.20

